



PRO:ZERO
Fast Boats for Professionals



PROVEN TECHNOLOGY

AFRICA PROZERO BOATS



At Tuco we specialize in fast boats for professionals. Every day we work to set the standard in innovative lightweight maritime constructions and supreme material technology. We strive to deliver durable solutions that reflect and support the development of a safe, sustainable and prosperous future in maritime logistics.

Customers can rely on Tuco as a loyal partner that draws on intimate market knowledge, expert craftsmanship and years of experience with successful deliveries to ensure more than just customer satisfaction.

#weloveworkboats



PRO:ZERO

The ProZero series is a range of fast boats designed specifically for professional use. They are built to endure the harsh conditions of operations on open sea while providing the operator with an ideal work environment.

With advanced design and sophisticated application of composites materials, the ProZero series offers the customer significant commercial benefits and enhance overall vessel performance and energy efficiency. The ProZero range covers Offshore, Workboats and vessels for Security & Defense.

#weloveworkboats

PRO:ZERO 8M RIVERINE NARROW VESSEL



Design: 2024 | 5000-01-36-09
Length overall, approx.: 8,0 m
Beam overall, approx.: 2,0 m
Draft, approx. (without sterndrive): 0,60 m
Crew: 7 Pax - 6/1 Crew
Engine: 1 x inboard Diesel

HULL, DECK AND SUPERSTRUCTURE:
 The boat is made of a combination of glass- and carbon fibre as sandwich construction with PVC as core material. This core material acts as a natural buoyancy reserve material, due to its lightweight and zero water-absorption. Moreover, the sandwich construction avoids the use of internal stiffeners, increasing the usable internal space.

BENEFITS:
 Introducing the ProZero Riverine Operations Mission Master: a cutting-edge 8-meter vessel designed for military riverine operations, ensuring comfortable and safe operations. Built for versatility, it manoeuvres effectively in harsh conditions, obtaining a superb stability and balance in all situations thanks to its hull geometry. The propulsion system is designed to navigate rivers in adverse conditions when encountering branches, reeds, trees and other natural elements. The used materials are state of art like reinforced glass and carbon fibre. The vessel can achieve speeds up to 30+ knots and it swiftly deploys forces or cargo thanks to the bow ramp that can be operated manually or by electrical means. The Mission Master ensures its durability with a heavy-duty fendering system, making it a reliable asset for diverse military tasks in hostile environments.

OPERATIONAL FEATURES:
 Speed: 30+ kt.
 Speed (cruise): 25 kt.
 Fuel capacity: 1 x 248 litres.

DESCRIPTION:
 The boat has been built to meet the requirements from the competent authorities

FENDER:
 The fender is constructed from heavy duty D-Runner profiles. Damage is strictly cosmetic keeping crew safe. Fender system absorbs major impacts and retains integrity and shape.

DECK:
 Deck is self-bailing. The Foredeck ramp is manually operated, and the deck is equipped with a central bench that allows to transport comfortably and safely 6 operators. The helm has a jockey suspension seat with a compact console that contains the displays to control the technical equipment. A windscreen is available to prevent unnecessary splashing at high speeds.

TECHNICAL:
ENGINES, PROPULSION, STEERING etc.
 1x 6 cylinder turbocharged Diesel engine coupled to a ZF 68 e-shift gearbox.
 1x Swamp Drive.
 1x Bow ramp operated from helm.

TANKS:
 Independent tank with hatch access and filling protection. Total capacity of 248 lts.

ELECTRICAL SYSTEM & LIGHTING:
 All electrical wiring in marine cable. Shore power with control lamp, marked fuses, earth connection.
 24-volt electrical system.
 Navigation lights.

NAVIGATION & ELECTRONIC EQUIPMENT:
 Complete engine instruments supplied by engine manufacturer.
 Fuel gauge / Battery charge gauge.

SECURITY EQUIPMENT:
 Bilge pumps.
 Portable foam fire extinguisher.
 Automatic fire extinguisher system in engine room.

PRO:ZERO 8M SKYE10



Design: 2024 | 5000-12-0
Length overall, approx.: 8,85 m
Beam overall, approx.: 2,35 m
Length of hull: 8,36 m
Draft, approx: 0,3 - 0,5 m
Crew: 2 Persons
Capacity: 8 Persons
Payload: 3.500 kg (including persons)
Engines: 2 x outboard engine

BENEFITS:
 The Skye Patrol 8500 is purpose-built for rapid response patrol, border control, and law enforcement operations across inland, inshore, and coastal waters. Designed with modular flexibility, the deck layout can be configured for mission-specific requirements including surveillance, crew transport, dive operations, medical evacuation, or tactical enforcement.

OPERATIONAL FEATURES:
 Max speed, approx.: 38–40 knots (lightweight condition, twin 150 HP configuration).

DESCRIPTION:
 The vessel is built in accordance with ISO-certified processes using DNV-class materials and advanced vacuum-infused composite technology. Designed for safety, durability and operational efficiency. Container-shippable in 40ft container.

HULL, DECK AND SUPERSTRUCTURE:
 The vessel is constructed in high-fiber multiaxial E-Glass composite sandwich construction with reinforced core material. The vacuum infusion process ensures high structural integrity and optimal strength-to-weight ratio. The sandwich core provides natural buoyancy and zero water absorption. Reinforced keel with impact protection.

FENDER:
 Heavy-duty EPDM rubber D-profile fender system with stainless steel harnessing. High impact resistance and long-term durability. Designed to absorb major impacts while maintaining structural integrity.

DECK:
 Self-draining deck.
 Rubberized non-slip EPDM deck surface.
 Integrated anchor locker with hatch.
 Stainless steel grab rails and cleats.
 Reinforced transom construction.
 Multiple seating configurations available.

STEERING CONSOLE:
 Composite stand-up console designed for ergonomic operation.
 All instruments within reach.
 Windshield protection.
 Optional T-top or wheelhouse configuration.
 Integrated engine controls and switch panel.

TECHNICAL:
ENGINES, PROPULSION, STEERING etc.
 Single or twin outboard configuration.
 Maximum power: Up to 300–350 HP.
 Typical configuration: 2 x 150 HP four-stroke petrol outboards.
 Petrol, diesel or electric propulsion options available.

TANKS:
 Fuel capacity: Up to 400 L.
 Optional 300 L aluminium built-in fuel tank.
 Optional pressurized fresh water system.

ELECTRICAL SYSTEM & LIGHTING:
 Marine-grade cabling.
 Separate start and house battery systems.
 Switch panel with protected circuits.
 LED navigation lights.
 Manual and automatic bilge pump.
 Waterproof work lights.

NAVIGATION & ELECTRONIC EQUIPMENT:
 Magnetic compass.
 VHF radio.
 Optional Garmin plotter.
 Optional radar system.
 Searchlight installation available.

SECURITY EQUIPMENT:
 Manual and electric bilge pump.
 Portable fire extinguishers.

SAFETY EQUIPMENT:
 Lifejackets as required.
 Anchor with chain and mooring lines.
 Safety equipment according to applicable regulations.

THE SWAMP SHARK



History of the Swamp Shark

In the early 2000s, Swamp Shark began developing surface drive solutions to overcome the limitations of conventional propulsion in shallow and debris-filled waters. Through years of continuous field use in military, commercial and patrol applications, the system has proven its reliability and performance in some of the world's most demanding environments. The company's core competencies in hydraulics, materials and system integration have been refined and validated through extensive real-world operation and iterative development. The technical and operational knowledge gained over decades has been condensed into the current Swamp Shark Drive, delivering a mature, mission-ready propulsion system engineered for extreme

All-Terrain Performance

The Swamp Shark Drive represents a new era in shallow water and all-terrain propulsion. Engineered to perform in the most demanding aquatic environments, it allows vessels to glide effortlessly over floating debris, submerged logs, thick vegetation, and heavy mud — obstacles that would immobilize conventional drives. Whether deployed on military patrol craft, rescue boats, or commercial workboats, this innovative system redefines shallow water capability.

Unlike traditional propulsion, the Swamp Shark Drive operates without submerged appendages and does not rely on external water intakes, eliminating the risk of clogging and reducing maintenance requirements. The drive's electronically controlled hydraulic system provides smooth power delivery, seamless steering, and precise control, even in challenging debris-laden waterways. Operators experience a refined, almost imperceptible ride, despite the mechanical complexity beneath the surface.

Swamp Drive Video: <https://youtu.be/bdqOUojmEq0>

THE SWAMP SHARK



Advanced Hydraulic Control

The Swamp Shark Drive features a triple-patented, electronically-controlled hydraulic system that allows the vessel to glide over obstacles with smooth, uninterrupted power delivery. Operators experience precise steering with no torque feedback at the helm, resulting in a comfortable and controlled

Self-Contained Keel Cooling

A triple-patented keel cooling system keeps hydraulic and engine fluids at optimal temperatures without relying on external water. The result is superior engine efficiency and reliability, even when operating in shallow, debris-filled waters.

Construction & Materials

Built to military-grade standards, the drive is constructed from 316 stainless steel and high-performance Nibral components. Heat-treated 17-4 Aquamet stainless rods prevent peeling or flaking, while pivot points use super composite polymer bushings capable of 450,000 side-loads. U-joints are rated for 80,000 miles of operation without lubrication, ensuring long-term durability.

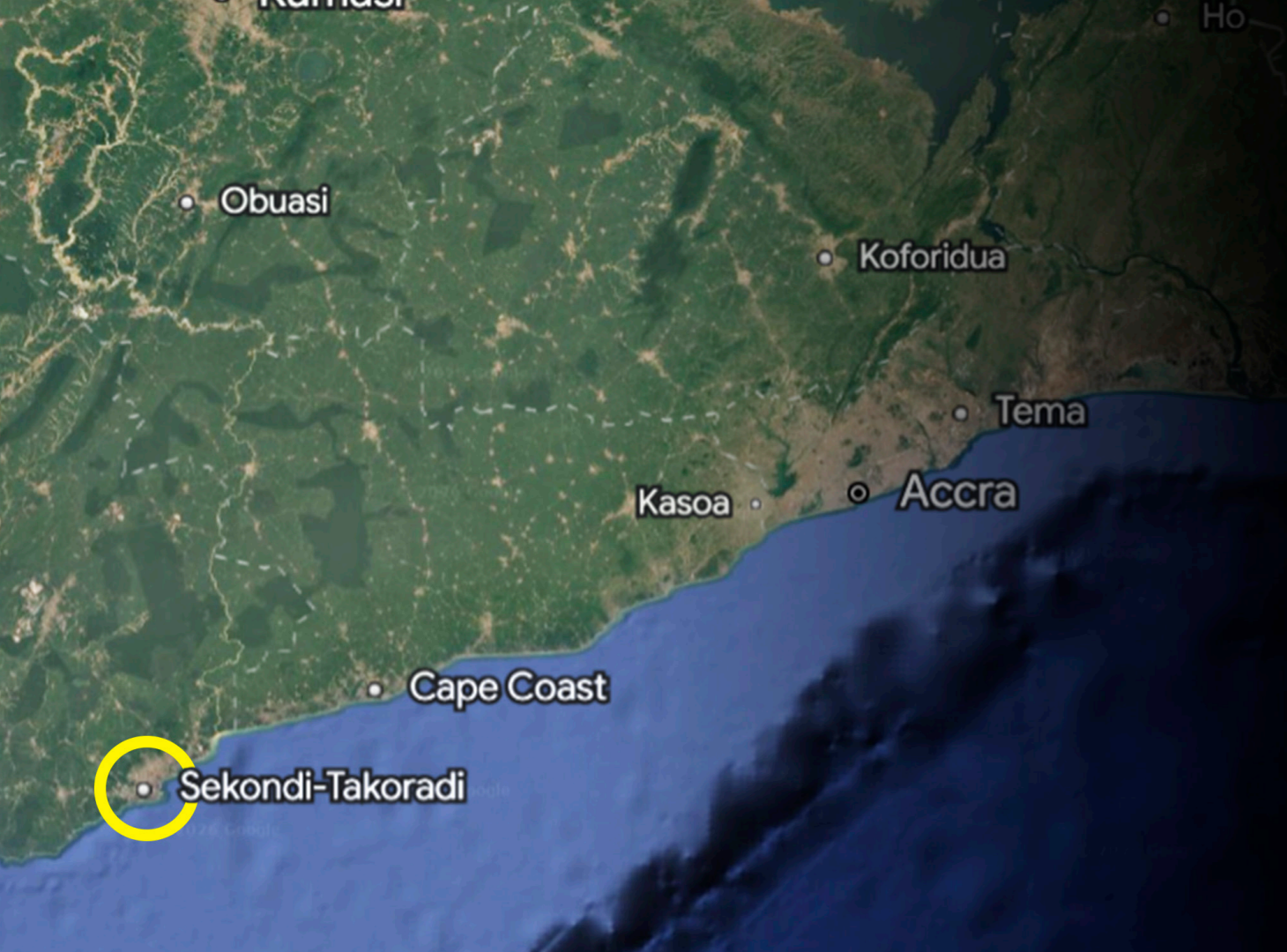
The rotary power steering valve and splined column provide responsive control, while marine-grade hydraulic hoses are rated at 6,000 psi with a 25,000 psi burst pressure. Stainless steel fittings meet 30,000 psi standards, delivering maximum safety and reliability in debris-filled waters.

Propeller & Keel Cooler Options

All-terrain propellers are available in 16" and 18" diameters, matched to engine output and torque. Keel cooler sizes are optimized to maintain ideal engine temperatures without taking up unnecessary engine bay space. Engines up to 450 hp can be accommodated efficiently with

Performance Optimization

Every installation is tailored for optimal performance. ProZero provides a questionnaire to determine the ideal propulsion setup for the vessel, ensuring that the Swamp Shark Drive delivers maximum efficiency, power, and reliability in every mission.



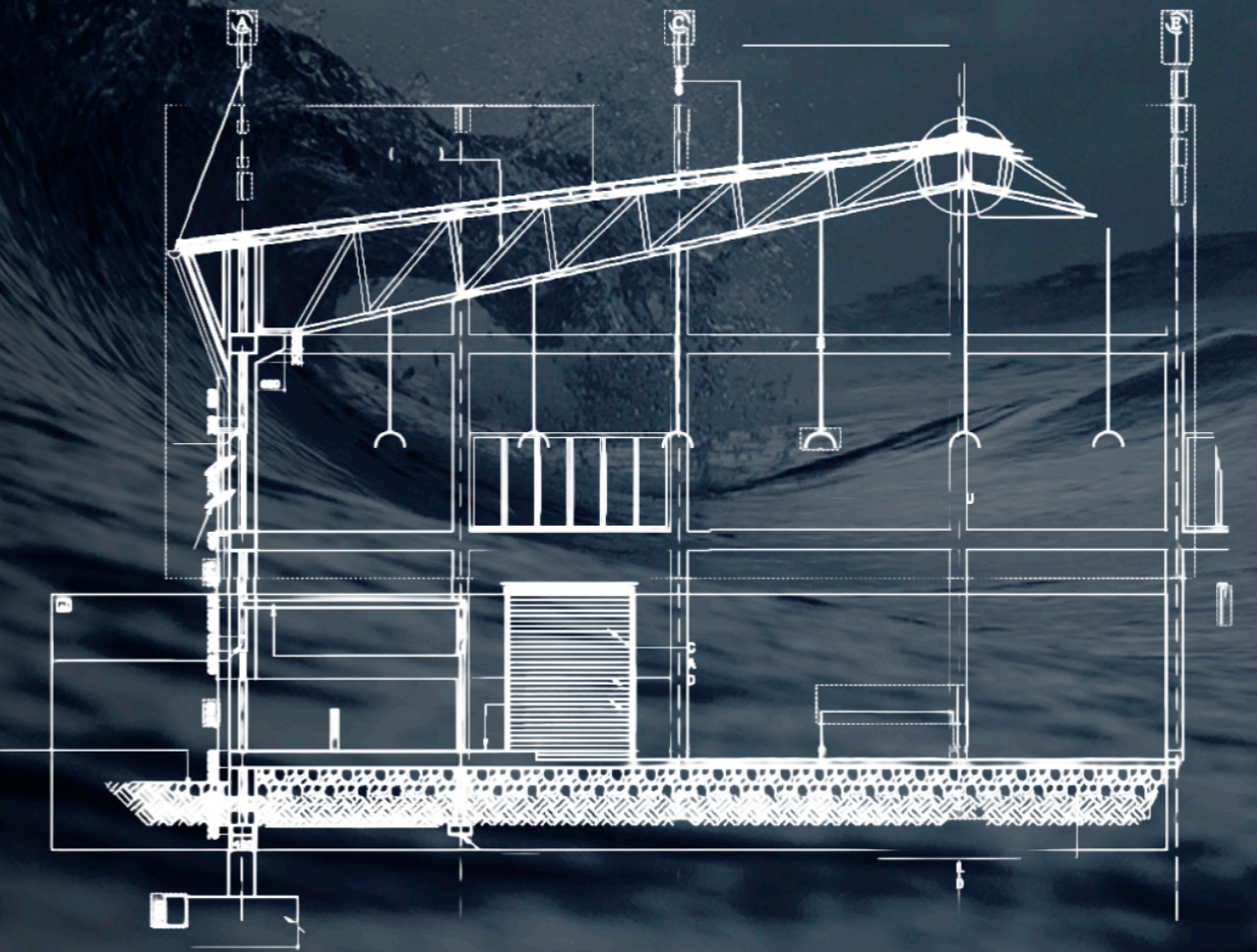


PROZERO GHANA PRODUCTION FACILITIES

The ProZero Ghana Production Facilities are located in Takoradi/Sekondi, Ghana, strategically positioned with direct access to slipway infrastructure as part of the Ghana Ports and Harbour Authority. This prime maritime location enables efficient launch, service, and testing operations directly within an established port environment.

The facilities are purpose-built for composite boat construction and equipped to handle hull production, outfitting, mechanical installation, and final testing. The layout supports efficient workflow, quality control, and scalable production capacity.

With structured processes, controlled lamination environments, and documented quality assurance procedures, the facility ensures that all vessels meet ProZero standards for durability, performance, and safety.

The Ghana production setup strengthens regional maritime capability, reduces delivery time, and enables local service support — fully aligned with ProZero's international design expertise and quality standards.



FACILITY-ARRANGEMENTS

REFERENCES



*To the above comes a large number of businesses within Renewable Energy and Offshore that are covered by Non-Disclosure agreements